



Introduction

Thank you for choosing DNA Tribes Personal Genetic Analysis. The results reported below indicate the places your ancestors left the strongest genetic “footprints.” Your results come in four parts: Genetic Profile, Native Match, Global Match, and Continent Match.

Part A: Genetic Profile: Your unique genetic profile includes your actual allele values from 13 genetic markers distributed throughout your autosomal chromosomes. At each locus, you have two values: one allele inherited from your father, and one allele inherited from your mother, for a total of 26 values.

Part B: Native Match: These results are your Top 10 closest matches in a database of 292 native populations that have experienced minimal movement and admixture in modern history (roughly, the last 500 years). Native Match results give the best indication of your ancestral origins. Each top match is listed with a **Match Likelihood Index (MLI)** score that represents your odds of belonging to that population relative to your odds of belonging to a generic human population.

Part C: Global Match: These results are your 10 closest matches in a database of 458 global populations, including native peoples as well as Diaspora groups that expanded from their homelands and sometimes admixed with other populations in recent history. Global Match results indicate where your blend of ancestry is most common today. Each top match is listed with a **Match Likelihood Index (MLI)** score that represents your odds of belonging to that population relative to your odds of belonging to a generic human population.

The scale below provides general guidelines for interpreting Native Match and Global Match scores.

- **40+ (yellow): Excellent.** Indicates likely common ancestry with this population.
- **30-39 (orange): Good.** Indicate probable common ancestry with this population.
- **20-29 (red): Fair.** Indicate possible common ancestry with this population.
- **10-19 (purple): Weak.** Indicates general regional affiliation or a similar pattern of admixture.
- **0-9 (blue): Poor.** Can give clues as to ancestry, but ancestry or admixture from other populations is likely.

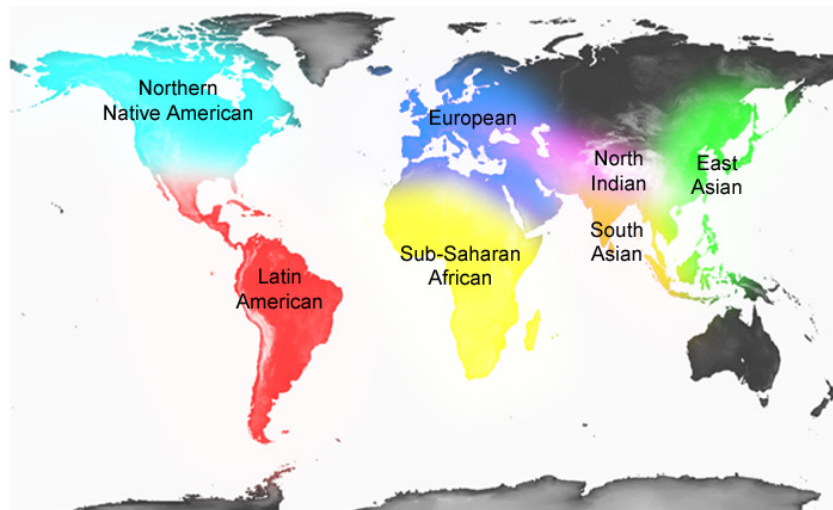
(Introduction continued next page)

DNA Tribes Personal Genetic Analysis
www.dnatribes.com - Customer support: support@dnatribes.com
P.O. Box 735, Arlington, VA 22216

DNA *what's your tribe?* TRIBES

Part D: Continent Match: These results indicate your membership in seven continental groups:

- **Sub-Saharan African:** Africa south of the Sahara Desert.
- **European:** Europe, the Middle East, and Northern Africa.
- **North Indian:** Northern India, centered in the Uttar Pradesh region. Many Europeans exhibit influence from this cluster.
- **East Asian:** East Asia, centered on the region of China and Japan.
- **Northern Native American:** Native Americans from Alaska to the Navajo and Apache in the Southwestern United States.
- **Latin American:** Native Central and South Americans, with recent influence from Europe.
- **South Asian:** South Asia, centered on the Indian Subcontinent.

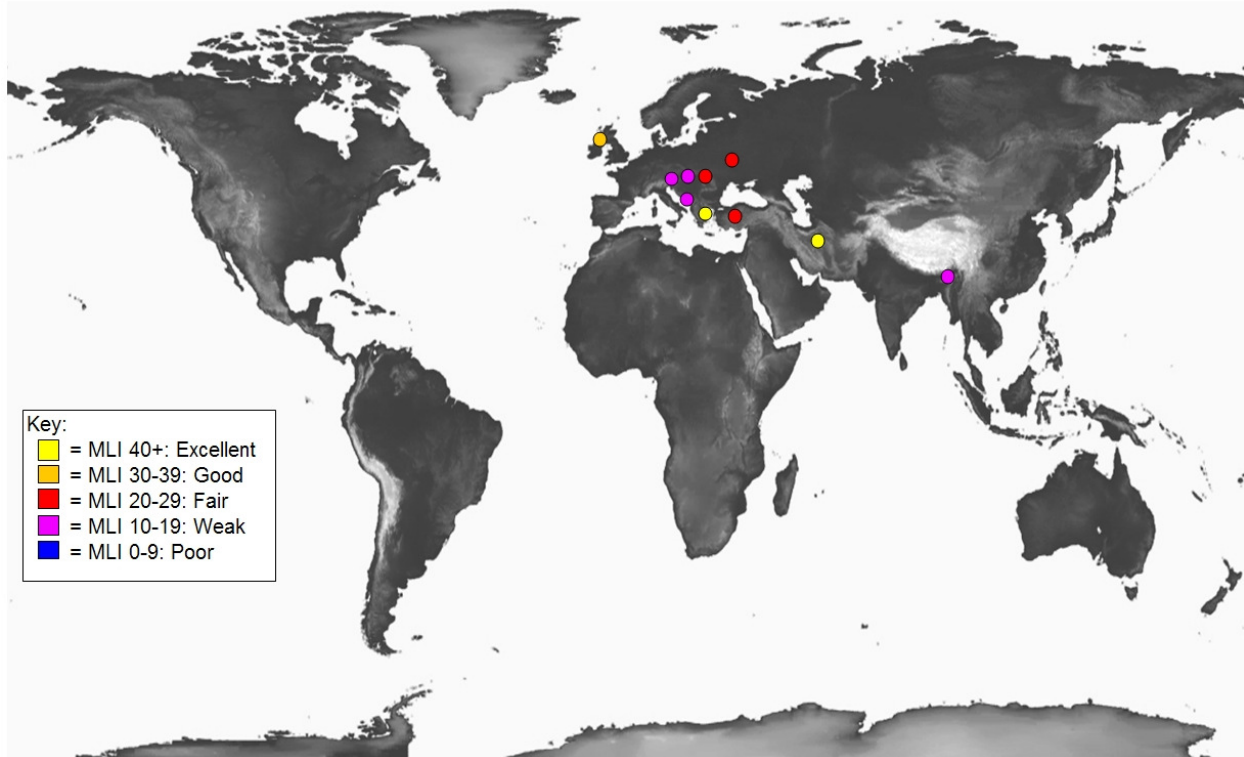
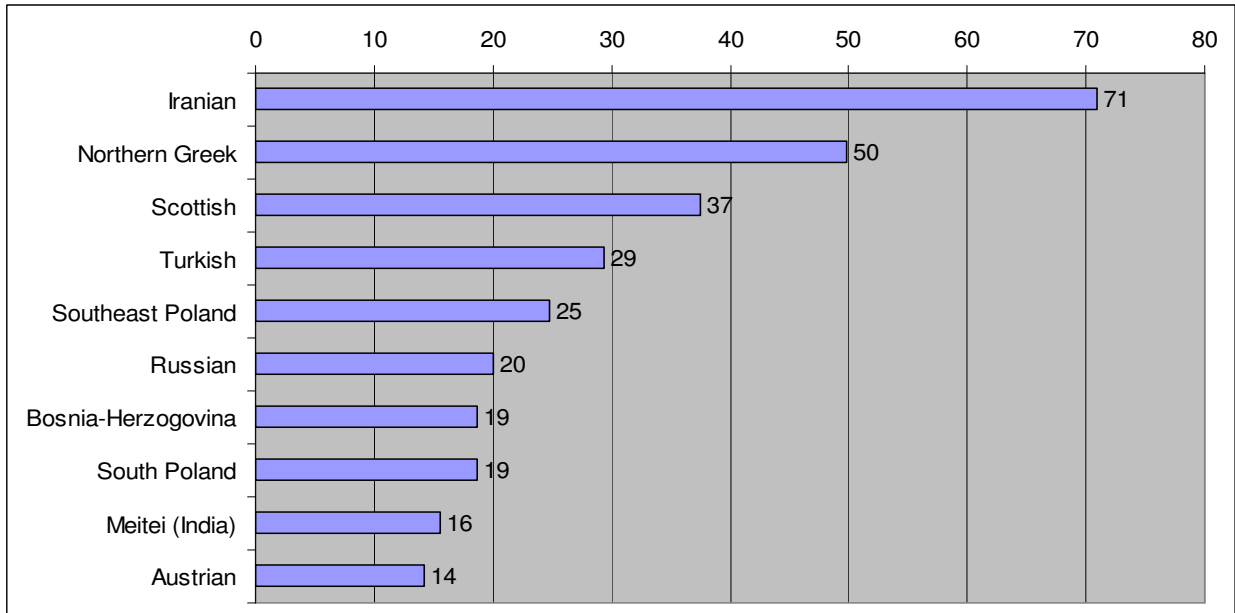


Your Continent Match results include a score that indicates the location and likelihood of your matches. A high Continent Match score indicates your likely continent of origin, while lower scores indicate origins near intercontinental boundaries or substantial admixture. The scale below provides general guidelines for interpreting Continent Match scores:

- **200+: Excellent.** Indicates individual is typical of continental cluster.
- **100-199: Good.** Indicates the likely continent of origin.
- **50-99: Fair.** Indicates the probable continent of origin, but with possible admixture or origins near intercontinental regions.
- **0-49: Ambiguous.** Indicates likely substantial admixture or origins from intercontinental regions (such as North Africa, Southwest Asia, and Siberia).

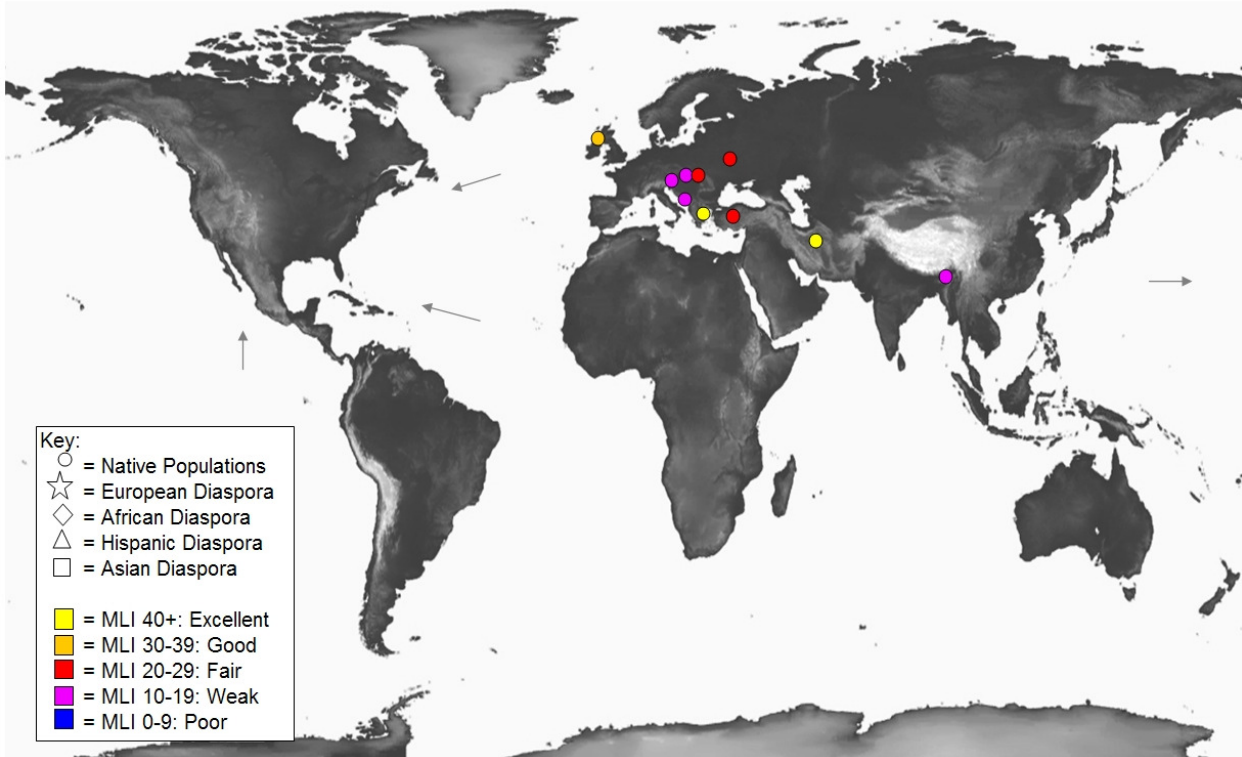
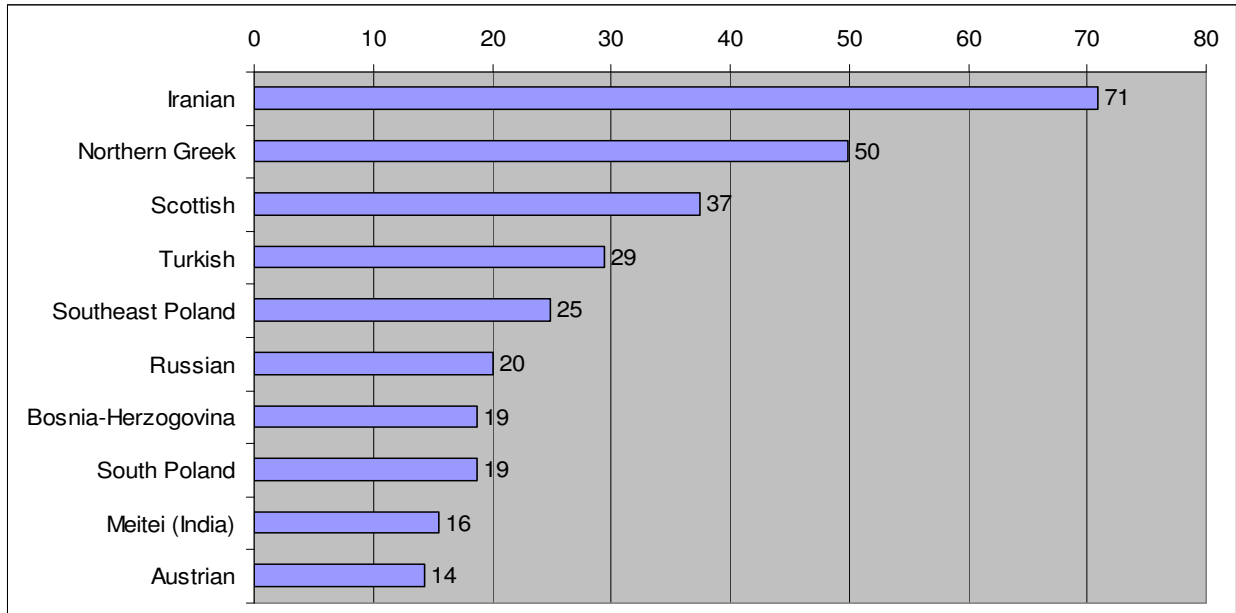
DNA Tribes Personal Genetic Analysis
www.dnatribes.com - Customer support: support@dnatribes.com
P.O. Box 735, Arlington, VA 22216

Part B: Native Match



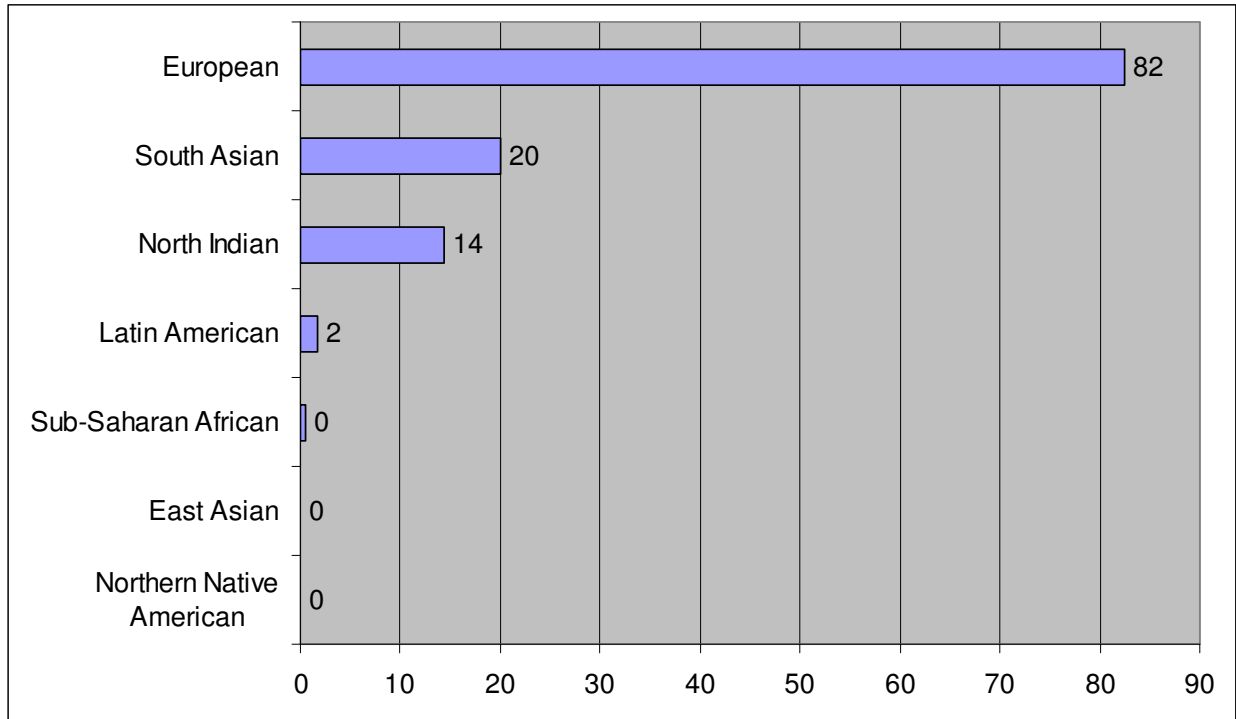
DNA *what's your tribe?* TRIBES

Part C: Global Match



DNA Tribes Personal Genetic Analysis
www.dnatribes.com - Customer support: support@dnatribes.com
 P.O. Box 735, Arlington, VA 22216

Part D: Continent Match



Your Continent Match results include a score that indicates the location and likelihood of your matches. Many people exhibit influence from multiple continental regions. A high Continent Match score indicates your likely continent of origin, while lower scores indicate origins near intercontinental boundaries or substantial admixture. The scale below provides general guidelines for interpreting Continent Match scores:

200+: Excellent. Indicates individual is typical of continental cluster.

100-199: Good. Indicates the likely continent of origin.

50-99: Fair. Indicates the probable continent of origin, but with possible admixture or origins near intercontinental regions.

0-49: Ambiguous. Indicates likely substantial admixture or origins from intercontinental regions (such as North Africa, Southwest Asia, and Siberia).